



PROKON

QUALITY CONTROL

FOR THE FRESH PRODUCE INDUSTRY

During January / February 2020, 15 potato production regions as well as non-producing suppliers delivered potatoes nationally to fresh produce markets, retail outlets and distribution centres.

- 16 260 149 bags from 15 regions as well as non-producing suppliers were delivered.
- 9.70% were downgraded on average.

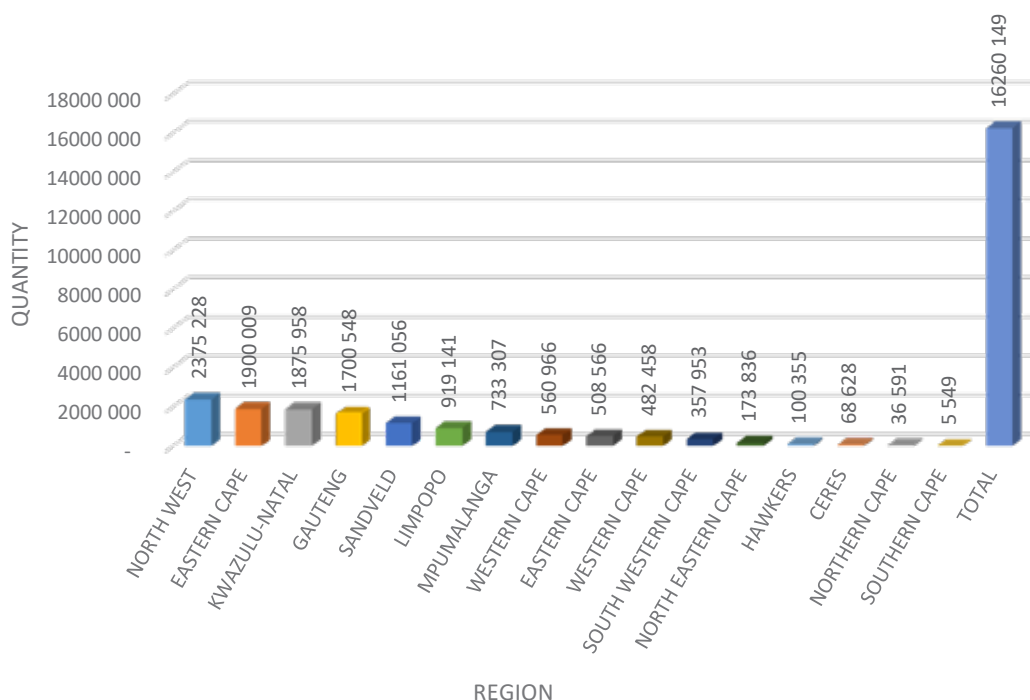
Total bags delivered during
January – February 2020

16 260 149

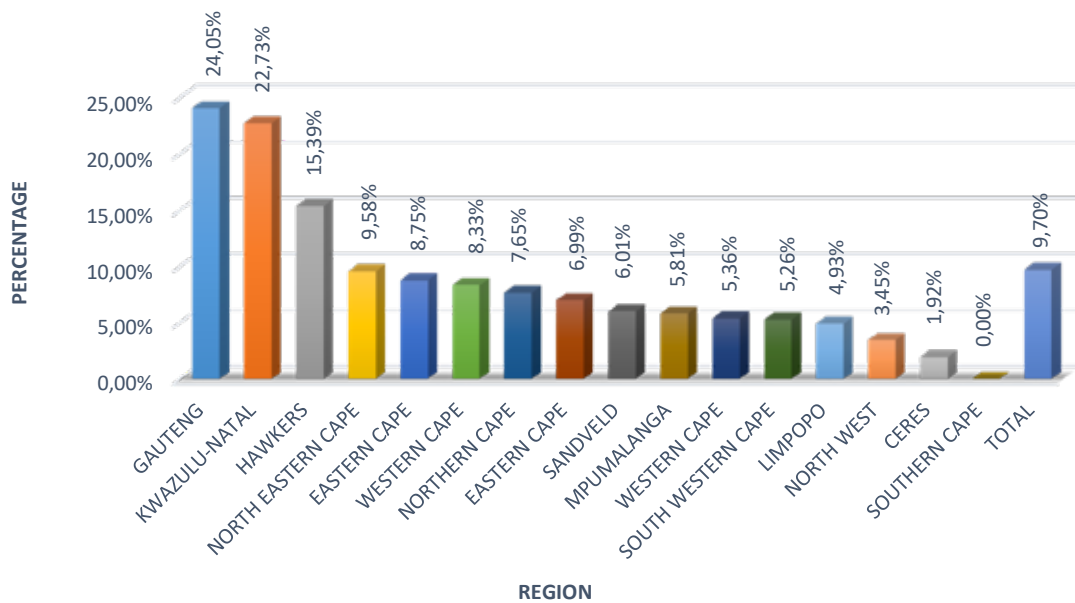
Average percentage downgraded

9.70%

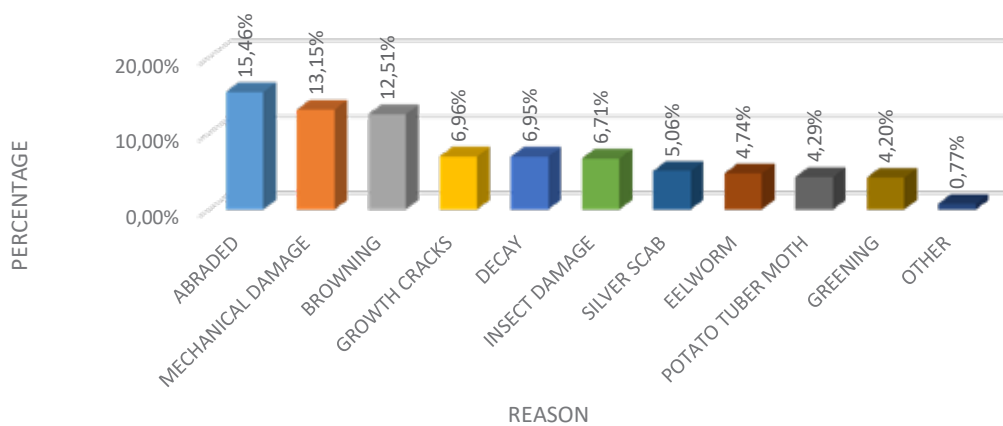
**QUANTITY POTATOES RECEIVED ON ALL FRESH PRODUCE MARKETS
FOR 1 JAN - 29 FEB 2020**



**POTATOES DEGRADED PER REGION ON FRESH PRODUCE
MARKETS: 1 JAN - 29 FEB 2020**

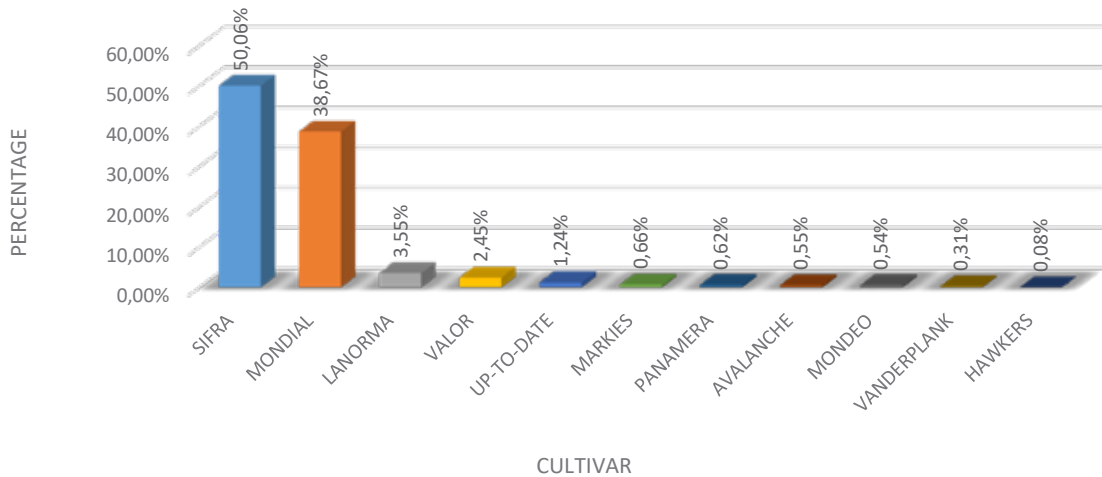


**TOP 10 REASONS FOR DEGRADING PER REGION ON FRESH PRODUCE
MARKETS: 1 JAN - 29 FEB 2020**



OTHER INCLUDE: COMMON SCAB, MALFORMED, TOO SMALL, INTERNAL BROWN FLECK, HOLL HEART, SOILED, SKIN EELWORM, APPEARANCE, POWDERY SCAB, STEM END ROT, DRY ROT, WATERGRASS, COLD CRACK, WILTED, BROKEN, TUBERS, SOILED BY DECAY, NO REASON, VASCULAR, BROWNING, COLLECTIVE SIZES,

TOP 10 CULTIVARS DELIVERED PER REGION ON FRESH PRODUCE MARKETS: 1 JAN - 29 FEB 2020



OTHER INCLUDE: TAISYA, HERTHA, FANDANGO, ELECTRA, BIKINI, LABADIA, GEORGINA, FL2108, DAISY, INOVATOR, TAURUS, TRIOMF, ALMERA, FIANNA, OTHER, ROYAL, BP1, FABULA.

POTATO BAGS RECEIVED IN KG'S ON FRESH PRODUCE MARKETS FOR 1 JAN - 29 FEB 2020

