



PROKON

QUALITY CONTROL

FOR THE FRESH PRODUCE INDUSTRY



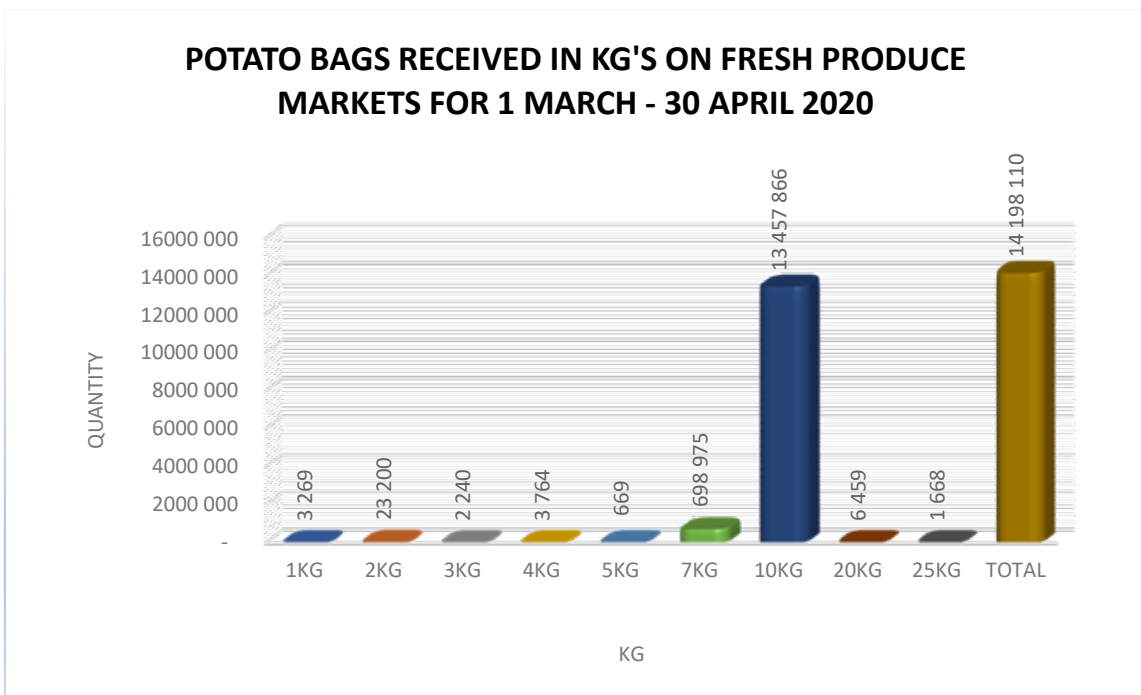
During March/April 2020, 15 potato producing regions as well as non-producing suppliers delivered potatoes nationally to fresh produce markets, retail outlets and distribution centres.

Total bags delivered during
March - April 2020

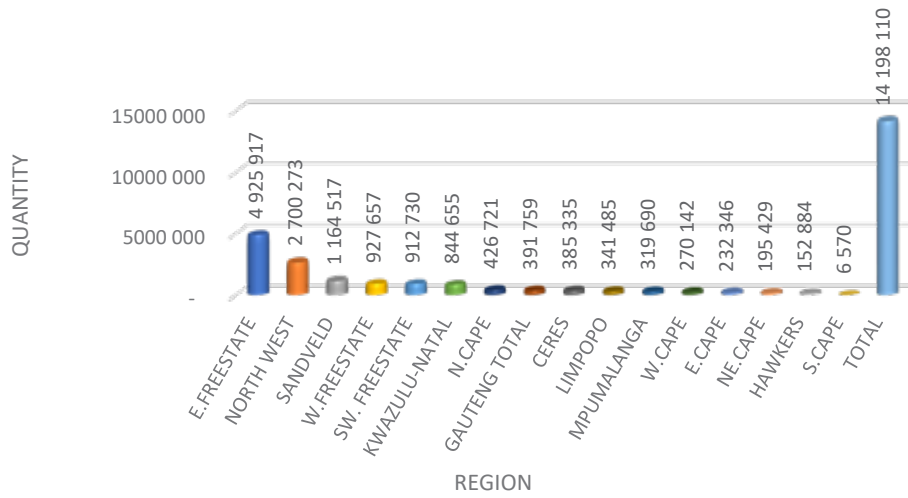
14 198 110

Average percentage downgraded

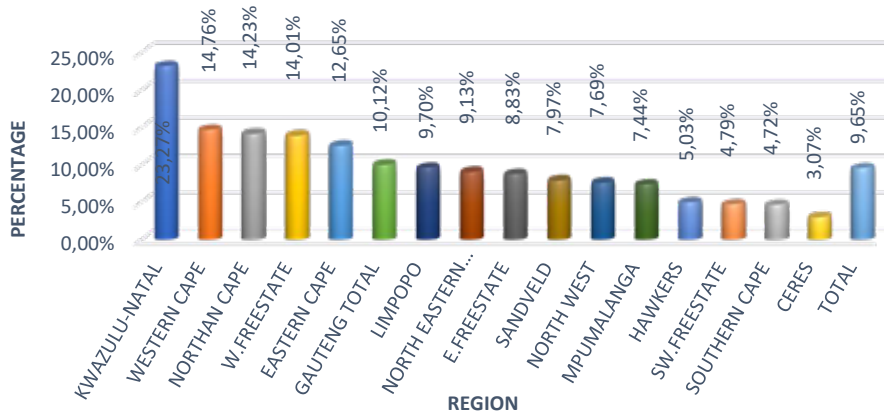
9.65%



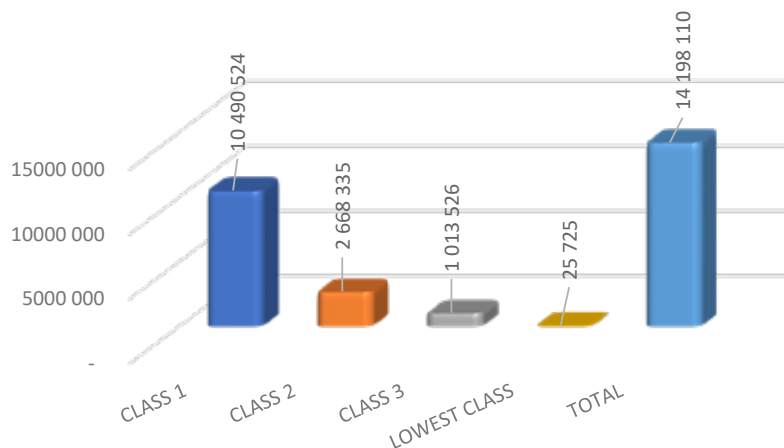
QUANTITY POTATOES RECEIVED ON ALL FRESH PRODUCE MARKETS FOR 1 MARCH - 30 APRIL 2020



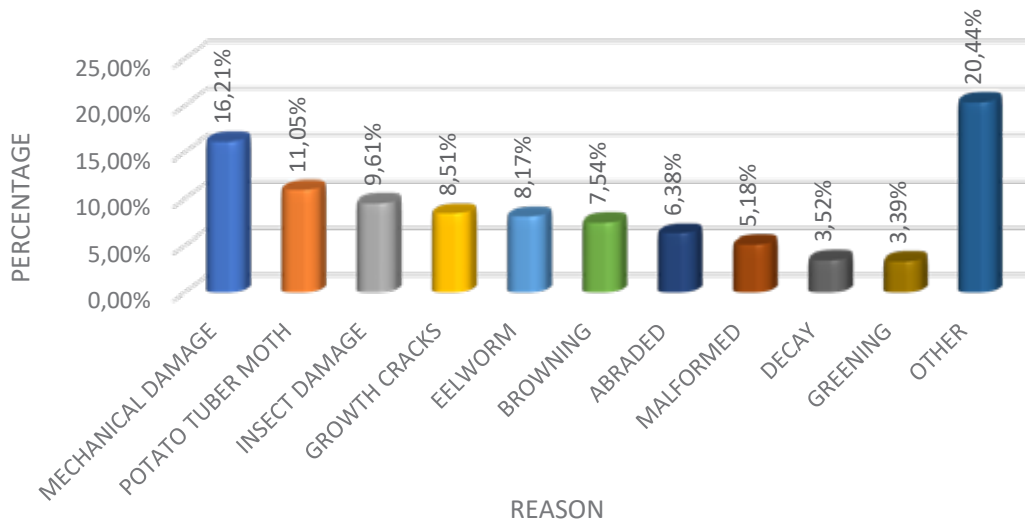
POTATOES DEGRADED PER REGION ON FRESH PRODUCE MARKETS: 1 MARCH - 30 APRIL 2020



TOTAL CLASSES RECEIVED FROM ALL REGIONS ON FRESH PRODUCE MARKETS FOR 1 MARCH - APRIL 2020

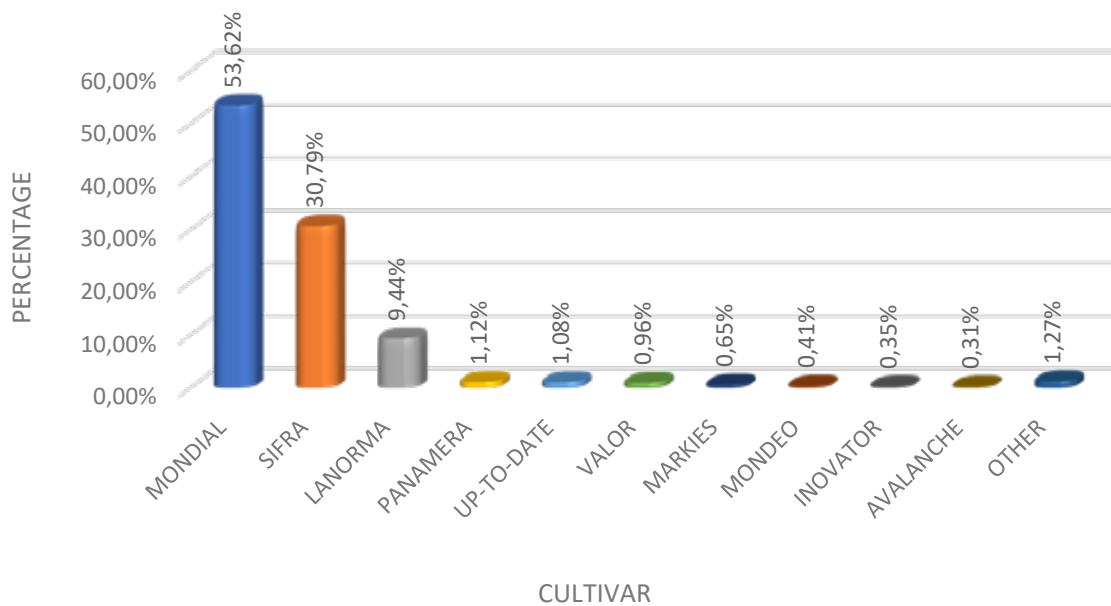


TOP 10 REASONS FOR DEGRADING ON FRESH PRODUCE MARKETS: : 1 MARCH - 30 APRIL 2020



OTHER INCLUDE: ENLARGED LENTICELS, SILVER SCAB, SKIN EELWORM, STEM END ROT, COMMON SCAB, SPROUTED, INTERNAL BROWN FLECK, BROKEN TUBERS, DRY ROT, SOILED, WILTED, HOLL HEART, POWDERY SCAB, TOO SMALL, WATER-GRASS, COLD CRACKS, NO REASON, SOILED BY DECAY, APPEARANCE, ANTHRACNOSE, TOO BIG, UNSPECIFIED DEFECTS, COLLECTIVE SIZES, VASCULAR BROWNING, RHIZOCTONIA, FOREIGN MATTER.

TOP 10 CULTIVARS DELIVERED FROM REGIONS ON FRESH PRODUCE MARKETS: 1 MARCH - 30 APRIL 2020



OTHER INCLUDE: FANDANGO, VANDERPLANK, ALISON, TAISYA, FABULA, HERTHA, ALMERA, EL MUNDO, OTHER (NOT SO KNOWN) ROYAL BIKINI, LABADIA, NICOLA, BP1, BLUE STAR, FIANNA, CHALLENGER, FL2108, TAURUS.