



During November / December 2019, 14 potato producing regions as well as non-producing suppliers delivered potatoes nationally to fresh produce markets, retail outlets and distribution centres.

- 13 514 353 bags from the 14 potato producing regions as well as non-producing suppliers were delivered to the fresh produce markets.
- 9.79% were downgraded on average.

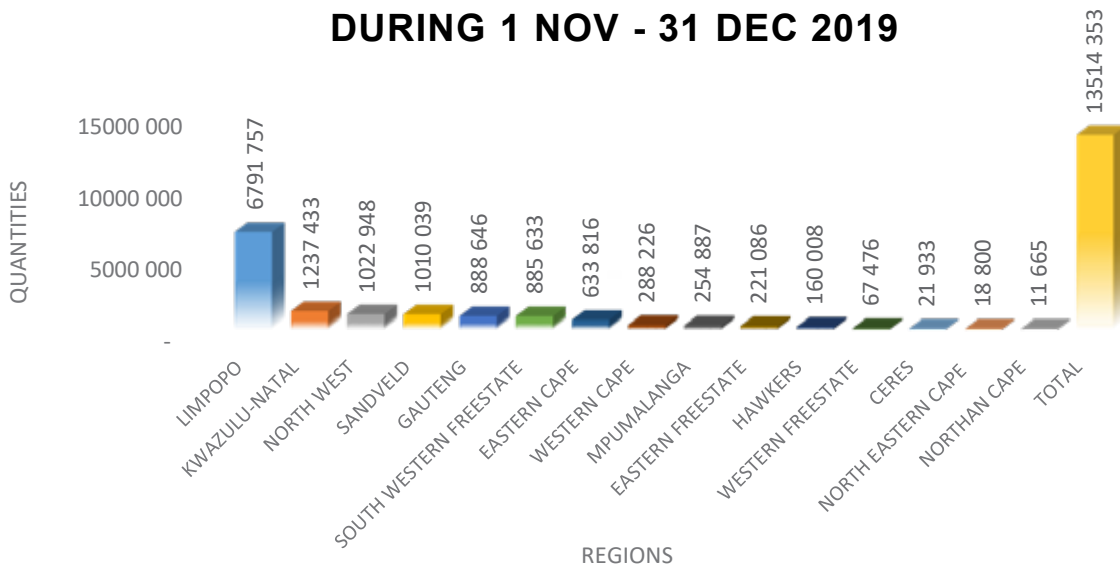
Total bags delivered during
November – December 2019

13 514 353

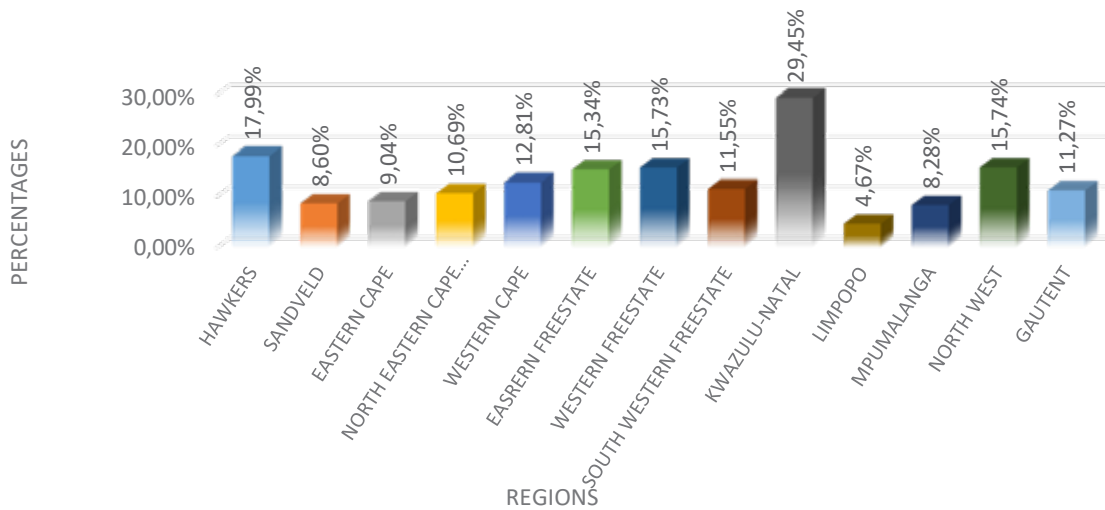
Average percentage downgraded

9.79%

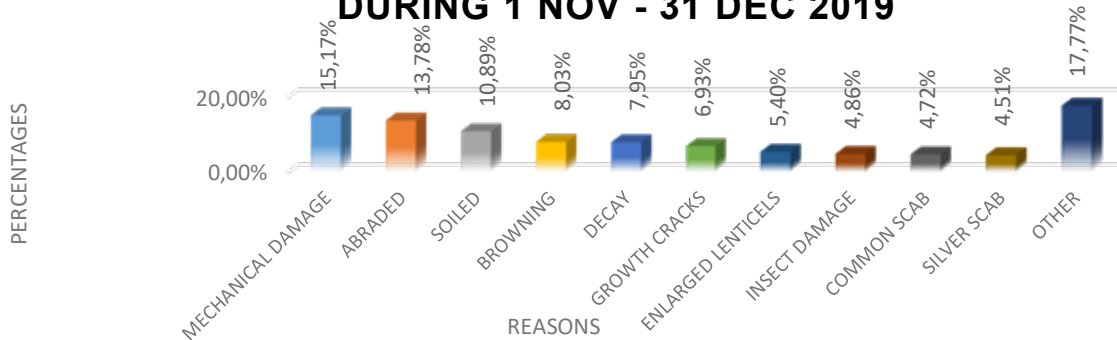
QUANTITY POTATOES RECEIVED PER REGION DURING 1 NOV - 31 DEC 2019



POTATOES DEGRADED PER REGION DURING 1 NOV - 31 DEC 2019

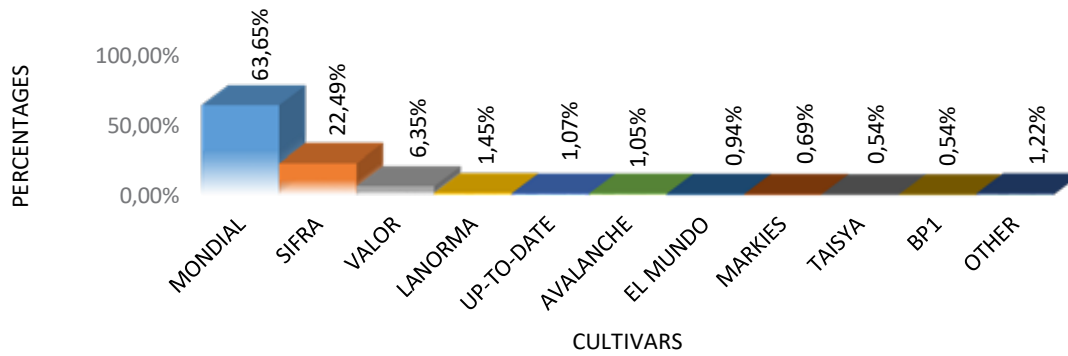


TOP 10 REASONS FOR DEGRADING PER REGION DURING 1 NOV - 31 DEC 2019



Other reasons include: Greening, Potato tuber moth, Appearance, Holl heart, To small, Internal brown fleck, Soiled by decay, Eelworm, Sprouted, Cold cracks, Dry rot, Cold damage, Stem end rot, Malformed, Skin eelworm, Powdery scab, anthracnose, watergrass, wilted, broken tubers, to big, seed stems and sprouted, Rhizoctonia, Heat damage, Vascular browning.

TOP 10 CULTIVARS DELIVERED PER REGION DURING 1 NOV - 31 DEC 2019



Other cultivars include: Mondeo, Hertha, Bikini, Panamera, Tyson, Inovator, Labadia, Electra, Mnandi, FL2108, Nicola, Almera, Georgina, Alison, Buffelspoort, AMI, Fianna, Fanango.

KG'S RECEIVED PER REGION DURING 1 NOV - 31 DEC 2019

