



During the period March - April 2019, 15 potato producing regions as well as non-producing suppliers delivered potatoes nationally to fresh produce markets.

We have switched nearly all markets to the new Dipar system, which will make the inspections on the floor more efficient. We will be able to create a greater variety of statistics for submission to and use by Potatoes South Africa and the Department of Agriculture, Forestry and Fisheries.

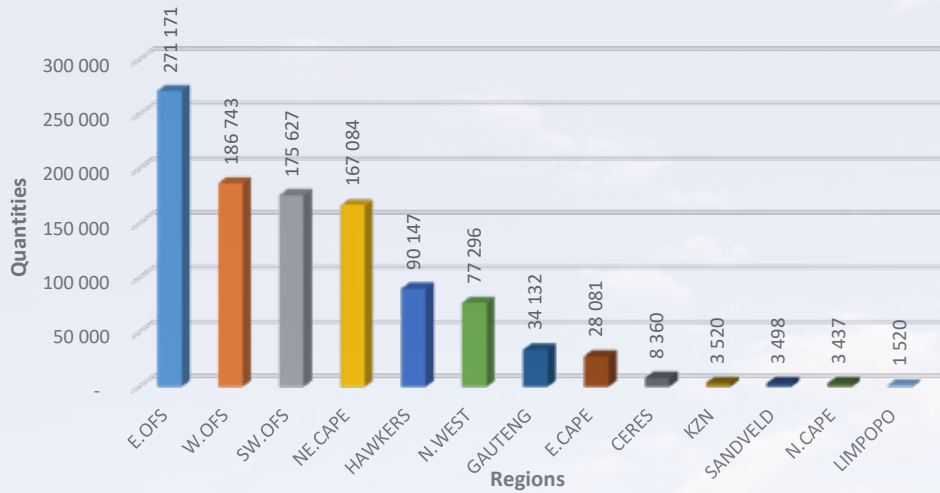
Markets that have started capturing data on the Dipar system:

Markets / Implementation date	
Tshwane (Pretoria) - end of 2018	Mangaung (Bloemfontein) - February 2019
Joburg - end of 2018	Mpumalanga and Nelspruit - February 2019
Durban - January 2019	Cape Town - February 2019
Welkom - March 2019	East London - March 2019
Pietermaritzburg - March 2019	Springs - March 2019
Port Elizabeth - March 2019	Sol Plaatje (Kimberley) - April 2019

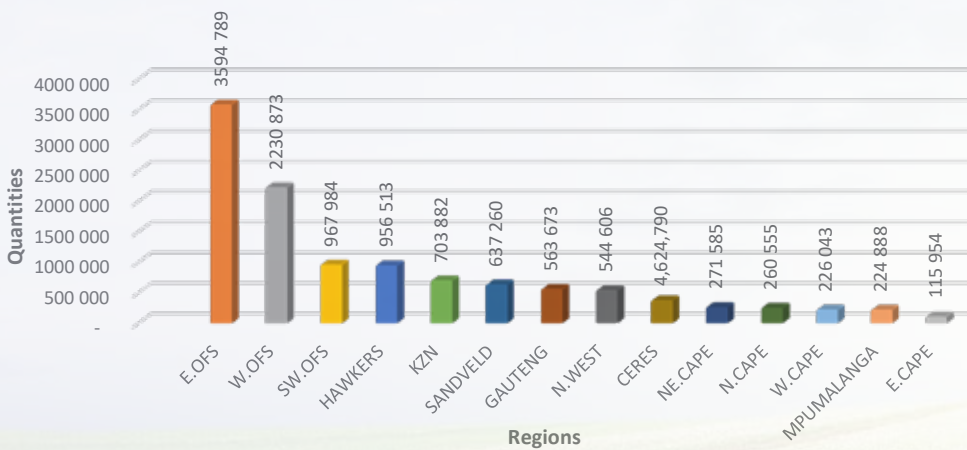
Matlosana Fresh Produce Market (Klerksdorp) is in the process of switching over.

- 12 860 925 bags from 15 regions as well as non-producing suppliers were delivered to the fresh produce markets.
- 8.10% were downgraded on average on both systems combined.

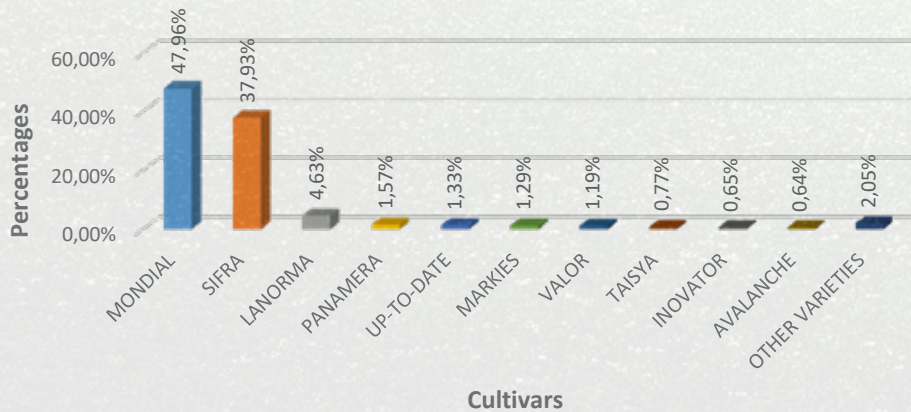
FRESHMARK SYSTEM: QUANTITY RECEIVED PER REGION DURING 1 MARCH - 30 APRIL 2019



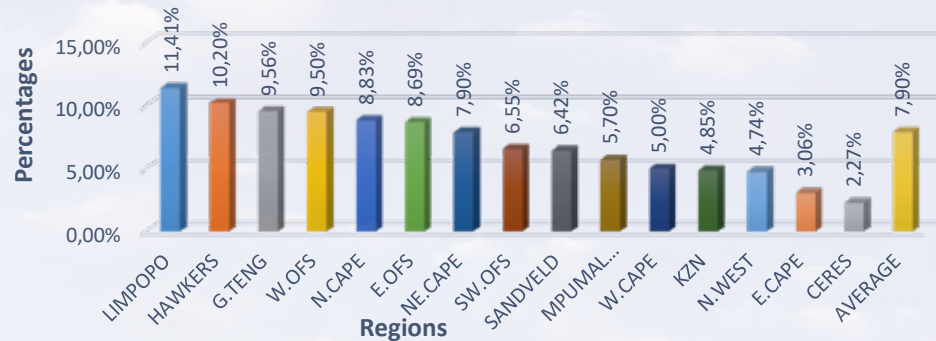
DIPAR SYSTEM: QUANTITY RECEIVED PER REGION DURING 1 MARCH - 30 APRIL 2019



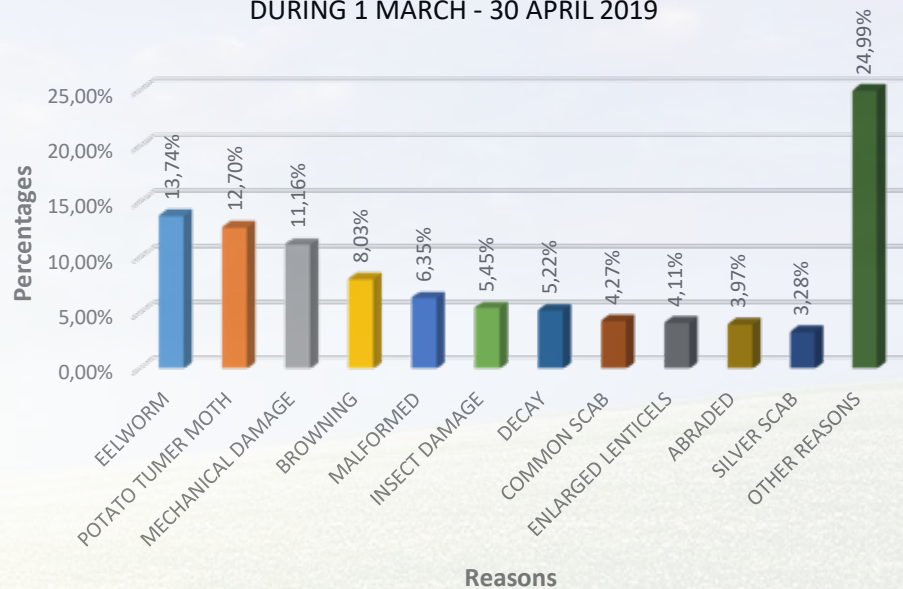
DIPAR SYSTEM: TOP 10 CULTIVARS DELIVERED PER REGION DURING 1 MARCH - 30 APRIL 2019



DIPAR SYSTEM (11 810 309): DEGRADED PER REGION DURING 1 MARCH - 30 APRIL 2019



DIPAR SYSTEM: TOP 10 REASONS FOR DEGRADING PER REGION DURING 1 MARCH - 30 APRIL 2019



DIPAR SYSTEM: KG'S RECEIVED PER REGION DURING 1 MARCH - 30 APRIL 2019

