



## Prokon Nuus

**Gedurende Maart en April 2016 het 15 aartappelproduksiestreke asook nie-produiserende verskaffers aartappels aan die varsproduktemarkte landwyd gelewer**

STREEK	% VAN LEWERINGS	SAKKIES GELEWER	DRIE HOOF KULTIVARS	PERSENTASIE AFMERKINGS	HOOFREDES VIR AFMERKINGS
Sandveld	7.45%	1 057 271	Sifra (46.48%) Avalanche (28.18%) Mondial (14.83%)	9.31%	Verbruining (38.10%) Bederf (18.06%) Nerf af/los (15.93%)
Ceres	1.24%	177 012	Valor (36.13%) Sifra (27.70%) Fianna (8.38%)	6.66%	Verlep (28.00%) Verbruining (13.73%) Skilaalwurm (11.76%)
Suidwes-Kaap	0.4%	6 161	Mondial (37.49%) Eos (27.46%) Sifra (17.59%)	1.88%	Vergroening (100%)
Noord-Kaap	2.33%	330 474	Sifra (98.93%) Mondial (1.06%)	8.39%	Aalwurm (74.49%) Skilaalwurm (16.25%) Insekbeskadiging (3.96%)
Oos-Kaap	0.22%	31 712	Mondial (50.69%) Fabula (24.92%) Sifra (24.38%)	0.69%	Misvorm (100%)

STREEK	% VAN LEWERINGS	SAKKIES GELEWER	DRIE HOOF KULTIVARS	PERSENTASIE AFMERKINGS	HOOFREDES VIR AFMERKINGS
Suid-Kaap	0.04%	6 200	Valor (67.74%) Mondial (32.25%)	0%	Geen
Noordoos-Kaap	5.22%	740 962	Mondial (72.77%) Sifra (16.96%) Lanorma (3.74%)	2.88%	Bederf (34.92%) Aartappelmot (20.26%) Meganiese beskadiging (13.21%)
Wes-Vrystaat	22.19%	3 146 197	Sifra (57.12%) Mondial (34.02%) Valor (3.43%)	5.51%	Aalwurm (22.50%) Meganiese beskadiging (12.29%) Verbruining (10.03%)
Oos-Vrystaat	37.39%	5 301 257	Mondial (78.80%) Lanorma (12.08%) Sifra (5.42%)	9.70%	Verbruining (20.66%) Meganiese beskadiging (15.16%) Insek beskadig (14.64%)
Suidwes-Vrystaat	3.77%	534 648	Sifra (73.24%) Lanorma (14.17%) Mondial (8.27%)	3.03%	Nerf af/los (23.46%) Vergroening (8.98%) Lentisel (8.54%)
KwaZulu-Natal	5.53%	784 903	Mondial (40.71%) Valor (26.12%) Up-to-date (10.26%)	4.45%	Te klein (27.33%) Meganiese beskadiging (12.17%) Vergroening (11.42%)
Mpumalanga	3.44%	488 587	Mondial (77.36%) Sifra (9.02%) Valor (3.54%)	4.40%	Grondbesmeer (15.96%) Aalwurm (14.62%) Vergroening (13.18%)
Limpopo	0.82%	117 222	Mondial (55.82%) Lanorma (27.56%) Sifra (10.13%)	6.51%	Vergroening (37.90%) Grondbesmeer (20.18%) Nerf af/los (10.48%)
Noordwes	3.12%	443 611	Sifra (67.62%) Lanorma (28.59%) Mondial (3.47%)	2.31%	Verbruining (48.72%) Aalwurm (13.45%) Vergroening (9.65%)
Gauteng	2.32%	330 306	Mondial (81.83%) Sifra (17.22%) Lanorma (0.93%)	17.83%	Vergroen (34.08%) Nerf af/los (12.97%) Meganiese beskadiging (12.27%)
Nie-produiserende verskaffers	4.79%	680 404	Mondial (40.25%) Sifra (29.10%) Fianna (13.63%)	19.05%	Verbruining (25.26%) Bruinskurf (13.07%) Meganiese beskadiging (12.29%)

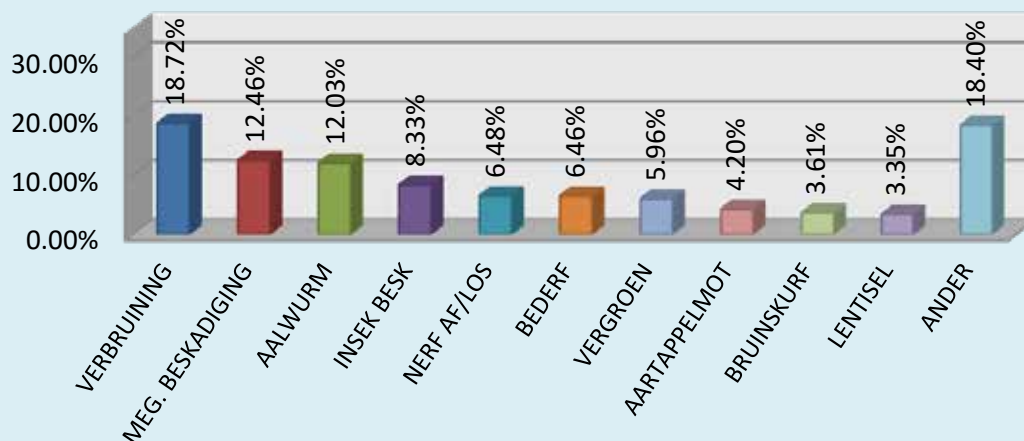
### Relevante statistiek ten opsigte van lewering gedurende Maart en April 2016 is soos volg:

- 14 176 927 sakkies vanuit 15 streke asook vanaf nie-produiserende verskaffers is aan die varsproduktemarkte landwyd gelewer.
- 662 304 sakkies het nie aan die voorgeskrewe merkvereistes voldoen nie. Dit was 293 196 sakkies meer as gedurende Januarie en Februarie 2016, waartydens 329 108 sakkies nie voldoen het nie.
- 30 880 sakkies het nie die nodige kultivar aangedui nie, wat 'n styging toon van 6 564 sakkies teenoor die 24 316 sakkies vir Januarie en Februarie 2016.
- Die verslag toon 'n styging in die gemiddelde persentasie afmerkings van 7.95% teenoor die 6.58% vir Januarie en Februarie 2016.

**Totale aantal sakkies gelewer in  
Maart / April 2016 = 14 176 927**

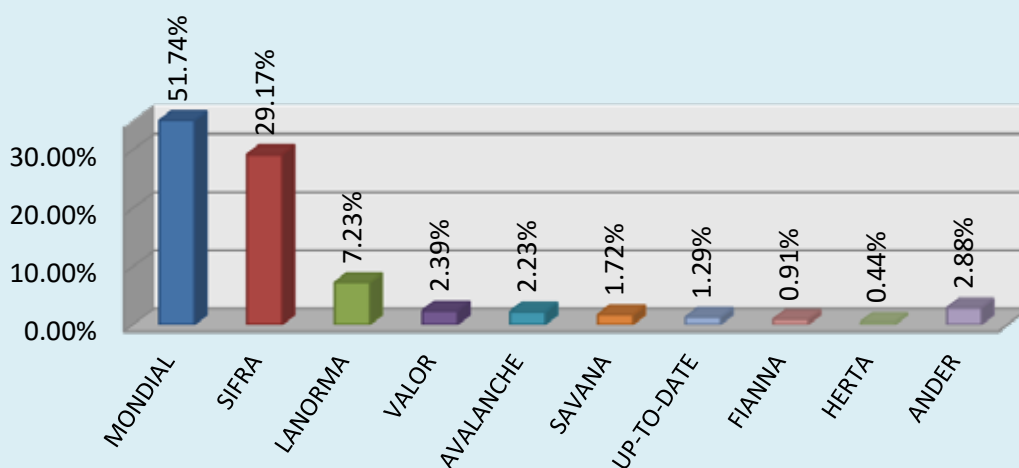
**Gemiddelde persentasie  
afgemerk 7.95%**

## TOTAAL PERSENTASIE (%) REDES VIR AFMERKINGS OP ALLE VARSPRODUKTE MARKTE: 1 MAART - 30 APRIL 2016



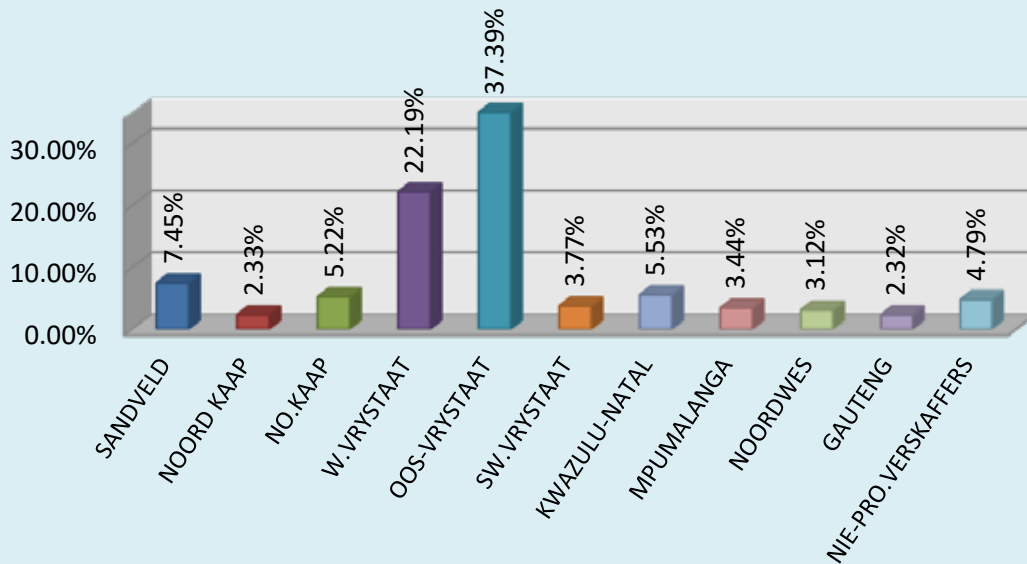
**ANDER:**  
SANDSPLETE, MISVORMD, STINGELENT, TE KLEIN, GROOTTE, SKILAALWURM, GB KNOLLE, UITNJIES, HOLHART, DROE VROT, SILWERSKURF, VERLEP, GRONDBESMEER, WATERIGHEID, ANTRAKNOSE, UITGELOOP, TE GROOT, VAATBUNDEL, BESMEER/BESMET, VOORKOMS, BINNE BRUIN VLEK, POEIERSKURF, RHIZOCTONIA, KOUE SKADE, HITTE SKADE

## TOTAAL PERSENT (%) HOOF KULTIVARS GELEWER OP ALLE VARSPRODUKTE MARKTE: 1 MAART - 30 APRIL 2016



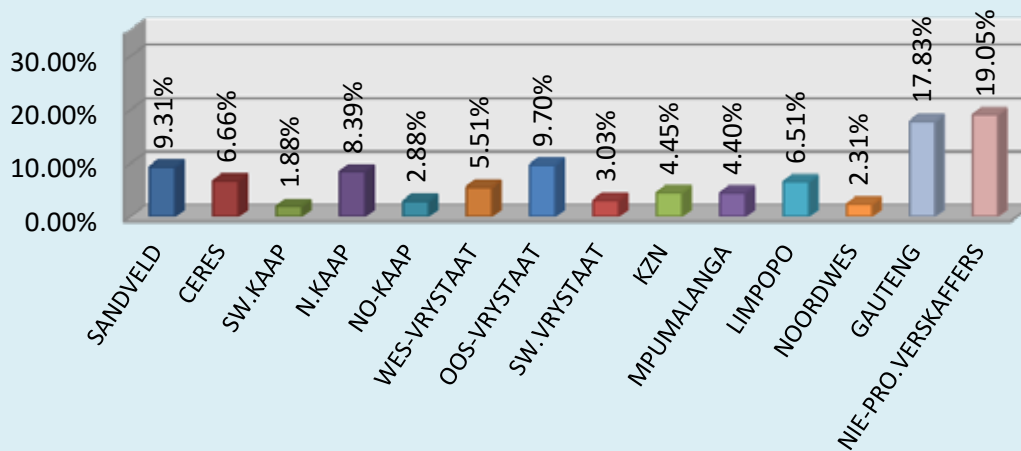
**ANDER:**  
PANAMERA, ELECTRA, MARKIES, ALMERA, BP1, VANDERPLANK, FABULA, LABADIA, LADY ROSETTA, INOVA, EVORA, HERMES, DARIUS, BUFFELSPOORT, HARMONY, MARIMBA, CHALLENGER, EOS, EL MUNDO, SERENADE, INOVATOR, AVIVA, MNANDI, CAREN, NICOLA, PLATINA

**TOTAAL PERSENT (%) GELEWER PER STREEK OP ALLE VARSPRODUKTE MARKTE: 1 MAART - 30 APRIL 2016**



**ANDER:**  
 CERES (1.24%), SUIDWES-KAAP (0%), OOS-KAAP (0.22%), SUID-KAAP (0.04%), LIMPOPO (0.82%)

**TOTAAL PERSENT (%) AFMERKINGS PER STREEK OP ALLE VARSPRODUKTE MARKTE: 1 MAART - 30 APRIL 2016**



**ANDER:**  
 OOS-KAAP (0.69%), SUID-KAAP (0%)





# South Africa's potato grading regulations now used in Namibia

Article: Gawie Geyer and photo: Henry van Deventer

The Namibian Agro-Marketing & Trade Agency (AMTA) recently contracted Prokon to provide training to their personnel to conduct inspections on fresh fruit and vegetables on the three fresh produce markets situated in Windhoek, Rundu and Ongwediva in Namibia.

Mr Henry van Deventer, Prokon's Technical Manager, provided the two week training course from 22 February to 4 March 2016 to 30 AMTA personnel at the agency's training facility at Rundu.

As part of the course the AMTA personnel were taught to conduct inspections on potatoes delivered to the three Namibian markets. Because of the comprehensiveness and applicability of the South African potato grading regulations, it was used as basis for this part of the training.

In addition to the potato grading all personnel attending the course were trained in eleven other fruit and vegetable regulations and the inspection method thereof.

According to Mr Van Deventer the training course consisted of theoretical and practical training. At the end of the two-week course an evaluation and assessment was done to gauge the knowledge of the personnel on the course content. A certificate was also given to the attendees certifying that they have attended the course.

"Although the personnel had to take in a lot of information over the two weeks, I am fairly confident that they will be able to successfully conduct the inspections", he said in conclusion. ©